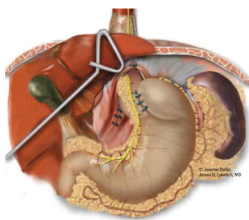


Other Minimally Invasive Surgery

Laparoscopic Fundoplication for GERD (Gastroesophageal Reflux Disease)

A laparoscopic Fundoplication is performed in order to improve or prevent the symptoms that occur when acid from the stomach washes up into the esophagus. It is a surgical procedure in which the fundus of the stomach is used to wrap around the lower esophagus, which forms a "valve" between the esophagus and the stomach in order to prevent reflux of gastric acid and fluid into the esophagus. In addition the esophageal hiatus is narrowed with stitches and any hiatal hernia is repaired. The most commonly performed Fundoplication is the Nissen Fundoplication that is a complete wrap of the stomach around the esophagus.

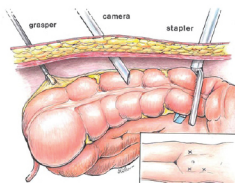


Laparoscopic Hernia Repair

This is a procedure that is performed in order to repair the defect in the abdominal wall through which some of the abdominal content is protruding. The surgery consists in identifying the defect and placing the abdominal contents back to the appropriate location. The hernia defect is then repaired with a piece of mesh.

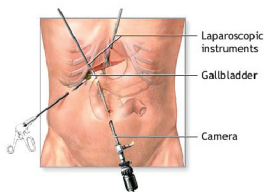
Laparoscopic Surgery of the Colon and Rectum

This surgery is performed on patients, which have been diagnosed with a disease of the colon or rectum (diverticuli, polyps, and cancer). The procedure consists in removing the portion of the colon which is affected by the disease and reconnecting two portions of the colon that are healthy. The most common limited resections are those of the right colon or the sigmoid (left) colon.



Laparoscopic Gallbladder Surgery

The gallbladder is the organ responsible for storing and concentrating the bile that is produced in the liver that is responsible for helping the body digest fats and the fatty foods in our diet. When the gallbladder begins to malfunction there is a tendency for stones to form and the only treatment for this is the removal of the gallbladder. This is important to do before a stone leaves the gallbladder and runs the risk of getting stuck in the bile duct, becoming a more severe problem. The Laparoscopic Cholecystectomy is the removal of the gallbladder and stones.



Guillermo Suarez Castro

General Surgery since 1991
Bariatrics and Minimally
Invasive Surgery since 2000

Medical Societies



IFSO
International Federation
for the Surgery of Obesity



ASMBS American Society for
Metabolic & Bariatric Surgery



ALACE

Latin American Society of
Endoscopic Surgeons
2001- present

Asociacion Costarricense de
Cirugía
Costarican Surgery Associa-
tion
1995- present

Languages

Fluent in Spanish
Advance Level English &
Japanese

www.bariatricscr.com